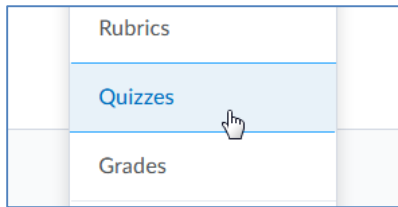
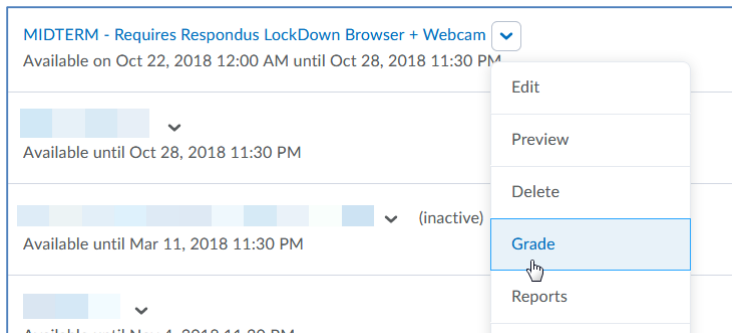


Exporting Quiz Assessment Data from D2L

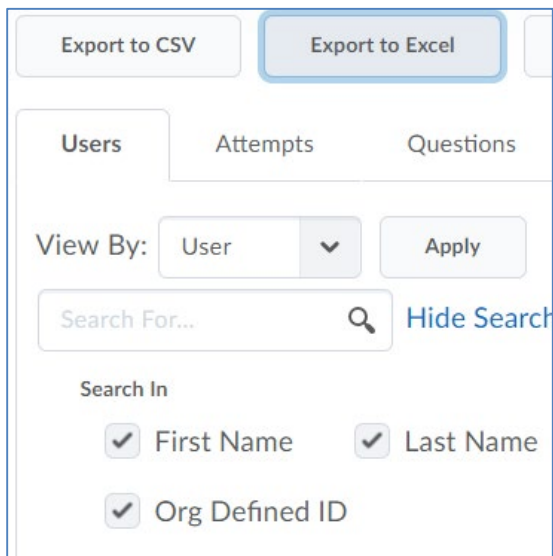
1. In course navigational menu click Assessments and then select option for “Quizzes”.



2. Click down arrow after quiz title and select option for “Grade”.



3. Click button for Export to Excel.



4. “Save” file to the new Shared Drive at this path:

\\texas\LearningOutcomesAssessment\Learning Outcomes Assessment Data\LOA Data - 2019 Spring